

LET'S GET DIGITAL FEATURE LIST

Turning physical into digital.
letsgetdigital.com



**Digital that feels
(almost) like physical.**

Overview

		Core	Advanced	Extensive
GENERAL	Feature set	HYBRID / ONLINE / IN-PERSON	HYBRID / ONLINE / IN-PERSON	HYBRID / ONLINE / IN-PERSON
	Registration	✓ ✓ ✓	✓ ✓ ✓	✓ ✓ ✓
	Support tools	✓ ✓ ✓	✓ ✓ ✓	✓ ✓ ✓
	Service & support	✓ ✓ ✓	✓ ✓ ✓	✓ ✓ ✓
	Advanced after care	✓ ✓ ✓
	Event days	2 days (48 hours)	3 days (72 hours)	5 days (120 hours)
EXPERIENCE	Event engagement	✓ ✓ ✓	✓ ✓ ✓	✓ ✓ ✓
	Event content	✓ ✓ ✓	✓ ✓ ✓	✓ ✓ ✓
	Mood makers	✓ ✓ ✓	✓ ✓ ✓	✓ ✓ ✓
	Blown-away effects	✓ ✓ ✓	✓ ✓ ✓
INTERACTION	Networking	✓ ✓ ✓	✓ ✓ ✓	✓ ✓ ✓
	Interaction during event	✓ ✓ ✓	✓ ✓ ✓	✓ ✓ ✓
	Q&A + Polls	✓ ✓	✓ ✓	✓ ✓
	Advanced networking carousel	✓ ✓
SPONSORS & EXHIBITORS	Booths	✓ ✓ ✓	✓ ✓ ✓	✓ ✓ ✓
	Company tags	✓ ✓ ✓	✓ ✓ ✓	✓ ✓ ✓
	Premium branding	✓ ✓
	Brochures	✓ ✓	✓ ✓	✓ ✓
	Advertisements	✓	✓ ✓ ✓	✓ ✓ ✓
	Call to actions	✓ ✓	✓ ✓ ✓	✓ ✓ ✓
	Appointments	✓ ✓ ✓	✓ ✓ ✓
DATA	Event data	✓ ✓ ✓	✓ ✓ ✓	✓ ✓ ✓
	Integrations	✓ ✓ ✓	✓ ✓ ✓
	API	✓ ✓ ✓
	Feedback tool	✓ ✓	✓ ✓ ✓	✓ ✓ ✓
CUSTOMIZATION	Customization of platform	✓ ✓ ✓	✓ ✓ ✓
	Custom Javascript & CSS	✓ ✓
	Advanced customization	✓ ✓ ✓

OVERVIEW

letsgetdigital.com

Registration

Mails

Let's Get Digital's native email system allows you to keep in close contact with your attendees. Send out credentials, give early access to your speakers and exhibitors or simply create a branded marketing campaign for your event; it's all possible directly within the Let's Get Digital platform, with no need for a third party.

Template editor

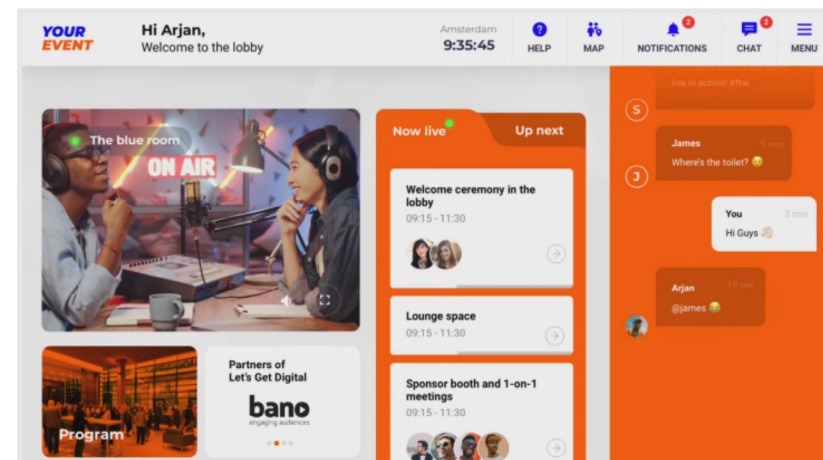
Wondering what kinds of emails should be sent to your audience? No worries - we provide all the essential email templates for onboarding, communications and follow up with your attendees. Dynamic tokens ensure that your emails can be personalised to the recipient. Take our templates as is, use them as a starting point or build your own custom templates from scratch - it's your choice!

Scheduled Mail

Always plan in advance, to make your life simpler; our mailing function's robust scheduling tool means you control what emails go to who, and when.

Direct Mail

Do you have urgent information, an agenda change or something else that must be communicated ASAP? Just send a direct email from your Let's Get Digital environment - your selected attendees will receive your update right away.



Support Tools

Speaker testing suite

Practice makes perfect - your speakers will have complete access to their presentation room in advance with Let's Get Digital. Utilize our Speaker Testing suite to send each speaker a magic link to their session, give them the chance to familiarize themselves with their virtual room and even check who has logged in (and who hasn't) via our dashboard.

Speaker instruction

Customise your very own instructions to ensure each of your speakers is well prepared and expectations for the event are clear.

Help desk

As the essential information hub at a physical event, implementing a Help Desk cannot be forgotten. That's why Let's Get Digital provides a Help Desk function for your visitors, so they can get assistance and quickly ask questions to your team. Assign the team member of your choice to the Help Desk, or hire someone from Let's Get Digital to take care of it!

Advanced After Care

Certificate

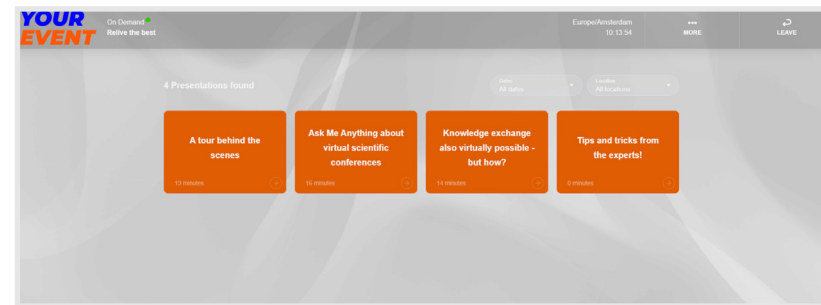
For those events whose participants need proof of attendance, our Certificate function has you covered. Create and send certificates to the relevant participants after your event from within Let's Get Digital.

My network/ contact list

Expand your attendees' networks at your event and ensure the possibility for follow-up using Let's Get Digital. You can choose to inform your attendees via email each time a new connection is made, or simply send them an overview of their new contacts via email after the event.

Video on demand

Want to host your sessions for future viewing within our platform? No problem - our built-in On Demand function gives you a dedicated area to host the recordings you make during your Samba Live sessions, or host other videos and sessions On Demand via YouTube or Vimeo link. On Demand items can be rewatched via the same link, and same login credentials as used for the event itself.



Event Engagement

Webinar Samba Live

For your sessions, there's no need for external software when you've got built-in access to Samba Live - a virtual webinar tool that features file hosting, screen sharing, breakout rooms, live-stream embed and much more. Whether it's one speaker or five, you can easily create a captivating, highly interactive panel, workshop or keynote, complete with Q&A and audience polling.

Livestream

Looking to stream via a preferred third party provider? We cover some of the top choice platforms; live streaming is enabled via YouTube, Vimeo, Jet-Stream and Twitch, with the option to use a pre-recorded video as well. Beyond that, many other popular streaming services and web applications are embeddable via iFrame.

Locations

Enhance the event feeling by organising your agenda with custom-named locations (tracks), giving your visitors a sense that your event takes place in a real "virtual venue".

Programme Overview

Host your complete event programme within Let's Get Digital, with two visually attractive formats and two-click access to enter any session.

Personal Programme

Your visitors deserve a personalised event journey; using the personal programme option, each attendee can favourite the sessions that interest them most, and review their preferred sessions and scheduled meetings in a separate view. Or, create a personal programme for your visitors to enjoy when they arrive at your event.

Now LIVE!

Never miss an active session with the "Now LIVE!" widget located conveniently in the centre of your event's Lobby.

Interactive Map

The interactive map will visualize the traffic flow of an event's visitors.

Event content

File overview

Extra information for the curious, handouts for the attentive and anything in between; file hosting within your event ensures all the necessary content is contained within the experience you've created. You can also categorise your files for ease of access.

Custom pages

Create a custom page within your event for FAQs, the landing page area, or to design a unique space to share information. You can easily connect a custom page to your navigation menu, a tile in your Lobby or even within the app.

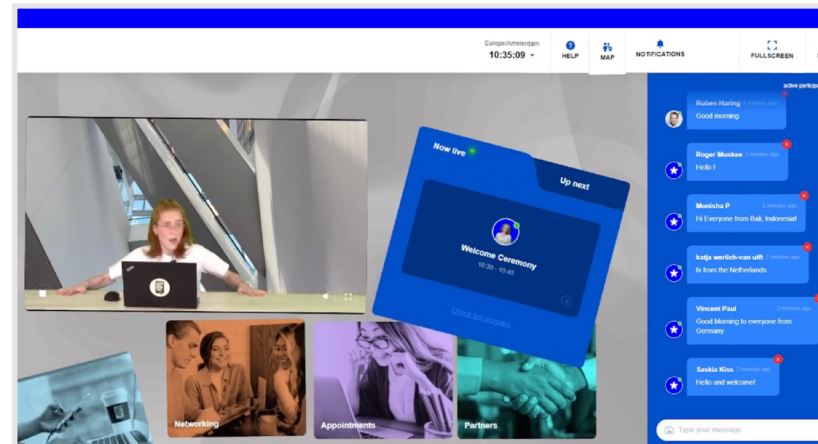
Mood Makers

Mood effects

Greet your guests with a familiar check-in experience, hold the door for them as they enter a session and even guide them to the toilets in your online or hybrid event. Our Mood Effects give any event a strong injection of real-feel - just watch out for flying tomatoes!

Blown-away Effects

Ensure your event is not just memorable, but the most remembered event in your sector for years to come. Shake things up with an earthquake and blow minds with these one-of-a-kind options, completely unique to Let's Get Digital.



Networking

Attendee/speaker list

What's the what on the who's who of who's here? Let's simplify - making connections with other attendees and seeking out the speakers is easy with one tidy list, complete with custom tags for filtering searches.

Own profile

Each visitor to your event has their own story and motivations; let them express themselves with their very own user profile, viewable by other guests at your event.

Lobby/Session Chat

Keep your guests interacting in the moment with everyone else at the event, using a centralized Lobby chat as well as individual chats per session in your programme.

1-on-1 video calls

Your attendees can keep their meeting schedules afloat using our 1-on-1 video calling, without diverting away from the amazing event experience you've created. Yes - that means video calls happen inside of Let's Get Digital!

Request a meeting / Appointments

Many event visitors align their schedules carefully to ensure an efficient event day. Your visitors can schedule appointments with each other at specific times within Let's Get Digital - and these appointments can be tracked using a personal programme. Organize your own set of available time slots for your audience, and watch the bookings pile up!

Networking

Add connection

Forget business cards - in Let's Get Digital, attendees can request to connect with each other, and approved requests will initiate an exchange of contact details. Export those contacts after the event, and you've got your virtual Rolodex!

Network carousel

Looking to create a unique, fun networking experience for your audience? Our Network Carousel gives your attendees the opportunity to meet those who they might not normally meet, giving them the feeling of a random encounter in the coffee line.

Participants in the Carousel are given a short time period, selected by you, for a 1-on-1 video chat. When their time is up, the call ends and another begins right away! This continues until your chosen end time. Influence matches via our algorithm, or leave them at random - either way, you're sure to leave an impression by hosting a Network Carousel.

Group Call

When a group needs to meet, Let's Get Digital is there to support. Within your event, schedule Group Calls into your programme to give your attendees space to host group discussions. No downloads or third parties and virtually no lag - now that's smooth sailing!

1-on-1 chat

Do you have time for a quick chat? Of course you do - and so will your attendees, as our built-in direct chatting function gives a zippy means to connect with someone from any session, room or booth. Be it "LOL" or "We need to talk", type and send a message as easy as 1, 2, 3!

Networking tables

Meet up to multiple users in a group video call to establish new connections. The Networking tables are accessible any time during the event. Networking tables can be entered directly in the lobby via a tile or the menu, but also through the interactive map. They can be connected to companies and can be used as private meeting rooms at a specific time.

Interaction During Event

Push notifications

Quickly reach everyone at your event, or a specific group of attendees, using instant push notifications. Get your speakers into their rooms early, communicate a delay in the schedule or encourage visitors to stop by the exhibition hall; your message is cast within seconds after posting, and you can even schedule notifications in advance.

Feedback

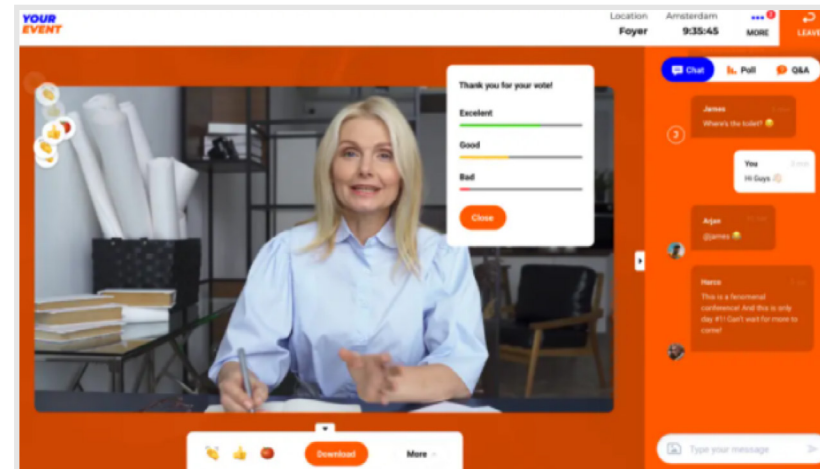
We're in the business of improving events - and without feedback, how do you know which aspects of your event could be better? Generate custom feedback questions and collect the valuable opinion of your audience, natively built into Let's Get Digital.

General Event Feedback

Did my event meet my audience's expectations? What did my guests like, and what should I organise differently next time? Send out your custom feedback questions at the perfect moment, to the right people, and collect the results afterward so that you never miss out on this valuable input.

Session Feedback

Get essential feedback per session using our feedback function to ask your custom questions. Use this input to plan next year's agenda, or provide it to speakers directly so they can gain insights for their future presentations.

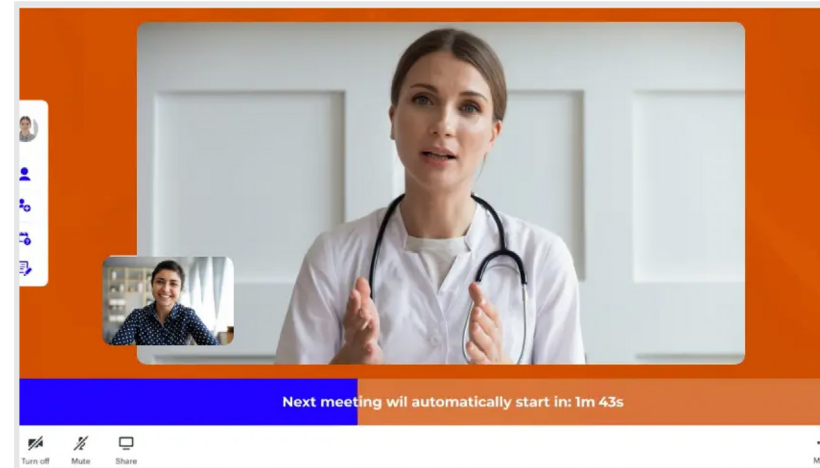


Q&A + Polls

No session is complete without the most essential tools for interacting with your audience. Host a dynamic Q&A or cast a custom poll to collect both qualitative and quantitative input from your audience, and create amazing collaborative outcomes in your sessions. The speaker, moderator and even participants have options to filter questions and customise their experience to their wishes.

Advanced Networking Carousel

Want to take your Network Carousel to the next level? Implement custom interest tags to match the right people together with our Advanced option. Our algorithm ensures that visitors who have the most interests in common will be more likely to match, increasing the quality of every connection made and every conversation had!



Booths

Video/Livestream in booth

Your sponsors and exhibitors can capture and retain the attention of your delegates right from their virtual booth, using the embedded livestream and video function. Present the latest product demo, host a live Q&A or get creative with an out-of-the-box idea; the possibilities are vast!

Employees linked to booth

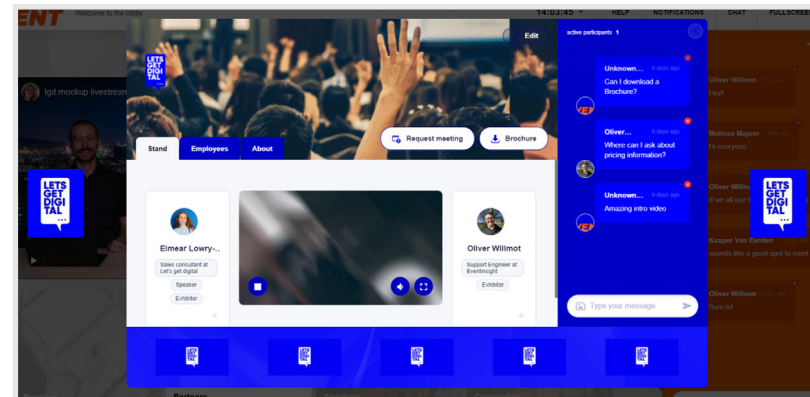
Exhibitors, sponsors and their teams won't miss a moment of the action at their virtual stand - by linking each employee's profile to their own company's booth, an attendee can always find the right point of contact for their inquiry. Even more, all linked employees are notified whenever a visitor messages their booth.

Company chat

For quick questions or inquiries, or just to say "Hello!", visitors can send a chat message to a specific exhibitor using the dedicated company chat within their booth. From anywhere else in your event, an employee of that company can reply and continue the conversation.

Exhibitor/sponsor overview

Keep your attendees in the know by creating an overview of all exhibitors and sponsors present at your event, from which each booth is easily accessible.



Company Tags

Categorise and sort your exhibitors and sponsors using custom company tags, also usable as search filters.

Premium Branding

Your exhibitors can create a true “WOW!” effect using the Premium branding option. The look and feel of a booth is completed with a header, footer, and screen-filling left and right banners.

Brochures

Share the latest brochure, fact sheet or other documentation about an exhibitor by hosting a file download from right within their booth.

Advertisements

A major possibility for event-wide exposure is via the Advertisements; your sponsors and exhibitors can feature their logo within your Lobby, with a clickthrough link to their website, contact form, or any other URL of their choice.

Call to Actions

Inspire your audience to engage with you and your topic at a deeper level, using a customised Call to Action during a session. Provide links to more content, generate hot leads and gauge your audience's interest; it's interaction at its finest!

Appointments

When a visitor is interested in a certain exhibitor or sponsor, they can easily learn more by scheduling an appointment with their employees directly from the virtual stand. The meetings take place within Let's Get Digital, meaning your audience retention is not affected.

Event Data

Live event statistics

Keep track of attendee movement within your event using the Live Stats page. Whether they're visiting a booth, enjoying a session or simply hanging out in a 1-on-1 video call, you'll always know where everyone is located.

Extensive raw data in Excel

Improving your event should be a data-driven process; that's why we've created multiple raw data Excel sheets for your use after your event. Export these anytime to gain insights on event and session attendance, interaction, check-in/out time, chat logs, exhibitor visits and responses to custom feedback questions.

Impact made

Online events aren't just a great way to connect your worldwide audience; they're also beneficial for the planet. We at Let's Get Digital prioritize environmental impact; with our Impact Calculator, users can see what amount of CO2 emissions are prevented by their choice to attend online, based on an estimated location that they provide. A pop-up will congratulate your visitors for their choice, and the total emissions saved by your entire audience can be tracked and viewed within your event.

CTA after session

The very end of a session is the perfect moment to capture your audience's interest at its peak. Using our Call To Action after a session, you can encourage attendees to connect with the speaker, request more information or even direct them to your website, brochure or any external URL of choice.

Integrations/ API used

You shouldn't have to let go of the registration tools you love most; with Let's Get Digital's API token, custom integrations can be built to almost any existing registration software. More good news: we've already integrated with some of your favourite providers, including Eventbrite, HubSpot, Xing and more.

Customization of the Platform

Branding possibilities

Let's Get Digital can be fully branded to capture the particular look and feel of your event or organisation. Customise your environment with your house colours and your event logo to bring your audience and brand closer together.

Custom videos

We'll check you in, see you off and even hold the door open for you - or, replace our default transitional videos with your own custom videos to craft the ultimate event experience, personal to your brand.

Landing page

First thing's first - make sure your guests get excited about your event! Use the Let's Get Digital landing page to tease out a key speaker, give your attendees an idea of what to expect or link your registration portal for anyone who still needs a ticket.

Lobby screen

Welcome your attendees with a live MC who can guide them around the platform and through the day's agenda, answer questions, host trivia and other games, and much more. Your Lobby screen includes an embeddable livestream or pre-recorded video option (for best results, do it live!); and you can use the same top video services as for your sessions (YouTube, Twitch, Vimeo, JetStream).

Lobby tiles

The most vital parts of your event, at a glance - four customisable lobby tiles can link to anywhere in the platform. Centralize your guest list, agenda, personal programme, exhibition hall, a custom external URL of your choice and more.

Custom JavaScript & CSS

Custom CSS

Feeling nerdy? Utilize custom CSS to unlock the design and formatting potential of your event. Note: Let's Get Digital does not guarantee functionality when using CSS, and use is at your own risk.

Custom JavaScript

You're bilingual in the technological sense; that's why Let's Get Digital also supports the use of custom JavaScript. Note: Let's Get Digital does not guarantee functionality when using JavaScript, and use is at your own risk.

Advanced customization

Custom URL

Seamlessly merge your brand, your event and Let's Get Digital from the first keyboard stroke by placing your event behind the custom URL of your choice, instead of one generated by our system.

Custom SMTP-Server

Do you need our help sending emails out from our system? We're happy to use our standard email server. However, you can also implement your own custom SMTP-server for all emails sent from your Let's Get Digital environment. That's right - your brand can be represented every step of the way.

